Supmea®



Product Overview

Committed to Process Automation Solutions

Committed to Process Automation Solutions

DIRECTORY

01 Company profile

04 Qualifications and honors

05 Liquid analysis

19 Flow

27 Pressure

33 Level

41 Temperature

44 Recorder

49 Signal isolator

51 Customer reference

52 Global supply chain & service network

Company profile

2006 — Established

2010 — Moved to Qiantang District

2011 — E-commerce Department was established

2013 — Multi-platform operation mode Zhejiang Science and Qiantang District Technology Enterprise

2016 — Nationwide branch offices

2017 — Construction of new factory

2018 — Council Member of China Instrument and Control Society National High-tech Enterprise

2019 — Established of Supmea Automation Technology Co.,Ltd

2020 — Turn over $50 million Member of SAC/TC124 Council Member of China Intruments Manufactures Association

2021 — Obtained A round financing Construction of Supmea Science and Technology Park Independent APP launched

2022 — Obtained A+ round financing Turn over $75 million Instrument Cloud launched

2023 — Supmea Science and Technology Park opened Series B financing completed Awarded Specialized and Sophisticated Enterprise SMEs

2025 — Estimated $150 million

Supmea, founded in 2006, is a national-level high-tech enterprise specializing in the product development, manufacturing, sales, and service of process automation instruments. With nearly 500 employees, Supmea is headquartered in Hangzhou's Qiantang district, which integrates a national-level economic and technological development zone, a university town, and a cross-border e-commerce zone.



Supmea Science and Technology Park in Jiaxing, Zhejiang, is equipped with an advanced electro-magnetic flowmeter calibration system, a 1500m² laboratory, and two world-class SMT production lines. Supmea's product range covers temperature, pressure, flow, level, and analysis for process automation instruments, widely applied in major industrial sectors such as water and wastewater treatment, energy and power, chemical industry, life sciences, and food and beverages.

The company has established 38 domestic offices and overseas branches and set up a subsidiary, overseas warehouses and agencies, serving over 700,000 corporate customers in 139 countries and regions.

Headquarters



Nerve center

Science and Technology Park



46,000㎡ modern factory



Two world-class SMT patch lines



Industry-leading flowmeter calibration system



1500㎡ professional laboratory



Five major production lines: flow, liquid analysis, pressure, level and temperature

Qualifications and honors

Corporate honor



National High-Tech Enterprise



National Measurement, Control and Automation Standardization Committee TC124 committee member unit



Specialized and Sophisticated Enterprise



ISO9001 Quality Management System Certification

Explosion-proof certificate



Intelligent pressure transmitter (EXi)



Radar level meter (EXd)



Vortex flowmeter (EXi)



Temperature sensor (EXd)

Patent certificate



pH controller invention patent



Fully automatic calibration device for pH controller



A kind of resistivity sampling circuit for aqueous solution



An ultrasonic liquid level detection method



Digital pressure gauge



pH controller



Isolated conversion circuit

Trademark



China



Russia



Philippines



South Korea



Malaysia



USA



Thailand



Singapore



Vietnam

CE certificate



Electromagnetic flowmeter



Radar level meter



Vortex flowmeter



Conductivity meter



Temperature change module



Isolator



pH controller

Liquid analysis

- pH sensor and controller
- EC sensor and controller
- Dissolved oxygen sensor and controller
- Turbidity sensor and controller
- TSS/SS sensor and controller
- Multi-parameter controller
- Chlorine sensor and controller

Liquid analysis

Controller performance parameter

Performance parameters	 Universal controller	 pH controller	 pH controller	 Conductivity controller
Model	SUP-DC2000	SUP-PH6.0	SUP-PH(CCEP)	SUP-TDS210-B
Display	2.8-inch LCD display	2.8-inch LCD display	4.3-inch TFT display	2.8-inch LCD display
Range	pH (0~14pH) ORP (-2000~+2000mV) Dissolved oxygen (0~20mg/L / 0~40mg/L) Saturation (0~200%) Conductivity (0~600mS/cm) Turbidity (0~4000NTU) SS/TSS (0~120000mg/L)	pH (0~14pH) ORP (-1000~+1000mV/ -2000~+2000mV)	pH(-2~16pH) ORP(-1999~1999mV)	0.01electrode (0.20~200.0μS/cm) 0.1electrode (2.00~2000μS/cm) 1.0electrode (0.02~20.0mS/cm) 10.0electrode (0.20~200.0mS/cm) Temperature (-10~130℃)
Relay output	One set of high and low limit alarms （3A/250VAC）, normally open contact relay			The relay load is 3A/250VAC
Communication	RS-485 communication, MODBUS RTU			
Transmission	Isolated 4~20mA output, the maximum loop is 750Ω, ±0.2%F.S			
Operating temperature	(0~60)° C			
Power supply	(100~240)VAC; 24VDC(optional)	220VAC±10%, 50Hz/60Hz	(100~240)VAC, 5WMax,50/60Hz	220VAC±10%, 50Hz/60Hz; 24VDC±20% Inputpower ≥ 6W
Overall dimension(mm)	100×100×150	100×100×150	144×144×115	100×100×150
Cutout dimension(mm)	92.5^{+1} ×92.5^{+1}	92.5^{+1} ×92.5^{+1}	138 $^{+1}$×138^{+1}	92.5^{+1} ×92.5^{+1}

Controller performance parameter

Performance parameters	 Turbidity controller	 Multi-parameter controller	 Residual chlorine controller
Model	SUP-PTU300	MDX500	SUP-TRC400
Weight	4.5kg	30kg	8kg
Ingress protection	IP54	IP54	IP43
Range	0~1NTU 0~20NTU 0~100NTU Optional	Turbidity(0~1NTU / 0~20NTU / 0~100NTU / 0~4000NTU) Residual chlorine/Chlorine dioxide (0~5mg/L/0~20mg/L) Temperature(0~50℃) PH /ORP(0~14pH,±2000mV) (optional) Conductivity(0~2000uS/cm) （optional） Dissolved oxygen(0~20mg/L) （optional）	Residual chlorine(0~5mg/L) Temperature(0.1~40.0℃)
Accuracy	±2% or ±0.015 NTU （Based on Formazin Primary Standard at 25℃）	-	-
Resolution	0.001NTU	-	0.01
Zero point drift	≤ ±0.015NTU	-	-
Power supply	24VDC	220VAC±10%, (50±1)Hz	220VAC±10%, (50±1)Hz
Operating temperature	(0~50)℃	(4~50)℃ / (-25~+50)℃ (optional temperature control heating antifreeze module)	(0~40)℃ (No condensation)
Relative humidity	5~95%RH(No condensation)	≤ 95%RH(No condensation)	≤ 95%RH(No condensation)

SUP-PH (CCEP) pH controller

INTRODUCTION

SUP-PH (CCEP) is an intelligent online chemical analysis instrument, widely used in metallurgy, environmental protection, pharmaceutical, biochemical, food and water and other industries, the pH value or ORP value and temperature in the solution continuous monitoring. The monitoring data can be connected to the recorder by changing the output to realize remote monitoring and recording, and the RS485 interface through Modbus-RTU protocol and computer communication, so as to realize the computer to monitor and record the instrument.

FEATURES

1. 4.3-inch true-color LCD display, rich in content, view all data at a glance
2. 3 level menu design, simplify the operation process, easier to getstarted, more convenient to operate
3. Historical data can be viewed through the record option, currently supports 100 sets of data storage
4. Can set the buzzer, LCD backlight switch function
5. Add the universal password function, English and Chinese menus can be switched
6. Can set the recording interval for the data,Range: 00:00:01~23:59:59



Parameter

SUP-PH (CCEP) pH controller

Instrument caliber	pH(-2~16pH); ORP(-1999~+1999mV)	**Accuracy**	pH±0.02pH; ORP±1mV
Resolution	pH0.01pH; ORP 1mV	**Stability**	≤ 0.02pH/24h; ORP ≤ 3mV/24h
Temperature compensation	-10~130℃ Manual / automatic (NTC10K / Pt1000)	**Display**	4.3 inch true-color LCD screen
Signal output	4~20mA isolated protection output, maximum loop resistance 750Ω	**Alarm output**	High and low limit alarm each group (245VAC / 5A) often open contact relay
Power supply	220VAC±10% 50Hz	**Cutout dimension**	138 $^{+1}$×138^{+1} mm

SUP-PH6.5 pH controller

INTRODUCTION

pH / ORP meter is one of the intelligent online chemical analysis equipment, is a widely used in thermal power, chemical fertilizer, metallurgy, environmental protection, Pharmaceutical, biochemical, food and tap water solution pH value or ORP value and temperature of the continuous monitor.

FEATURES

1. Design of board card modularity, for convenience of assembly and configuration
2. 2.4 inches 128*64 lattice screen
3. Isolating transmitting output, with little interference
4. Can be pH / ORP measurement, temperature measurement, upper and lower limit control, transmission output, RS485 communication
5. Configurable manual and auto temperature offset function
6. Configurable upper/lower limit warning and delay



Parameter

SUP-PH6.5 pH controller

Measuring range	pH: 0.00~14.00pH ORP: -1000mV~+1000mV/-2000mV~+2000mV（optical）		
Storage conditions	Temperature: -15℃ ~65℃ Relative humidity: 5%RH~95%RH (No condensation) Altitude: <2000m	**Accuracy**	pH: ±0.02pH,ORP: ±1mV
Temperature compensation	NTC10K: -10℃ ~60℃ Accuracy ±0.3℃ ,60℃ -130℃ Accuracy ±2℃ PT1000: Accuracy ±0.3℃ ,-10℃ -130℃ manual/automatic		
Power supply	220VAC±10%，50Hz/60Hz		

SUP-TDS210-B Conductivity controller

INTRODUCTION

Conductivity controller is widely used in thermal power, chemical fertilizer, metallurgy, environmental protection, pharmaceutical, biochemical, food and tap water industries, etc. The controller mainly continuously monitors the conductivity/total dissolved solids/resistivity and temperature in the solution.

FEATURES

1. (4~20) mA isolated transmission output, which is less affected by interference
2. RS485 communication（MODBUS-RTU protocol）
3. Isolating transmitting output, with little interference
4. Manual and auto temperature compensation
5. High/low alarm (relay)
6. Buzzer/LCD backlight switch



Parameter

SUP-TDS210-B Conductivity controller

Accuracy	±2%FS	**Alarm**	2 relay, AC250V/ 3A
Display	2.8 inch LCD	**Overall dimension**	100mm×100mm×150mm
Temperature compensation	NTC10K/Pt1000	**Cutout dimension**	92.5^{+1}mm×92.5^{+1}mm
Power supply	AC: 220VAC±10% 50Hz/60Hz, DC: 24VDC±20% Input power ≥ 6W		
Measuring range	0.01 electrode: (0~20.00)μS/cm or (0.05 ~20.00)MΩ*cm; 0.1 electrode: (0.20~200.0)μS/cm 1.0 electrode: (2.00~2000)μS/cm, maximum 20000uS/cm; 10.0 electrode: (0.02~20.00)mS/cm Temperature range: (-10~130)℃ (It is not recommended to use in 1μS/cm pure water.)		

SUP-PTU300 Turbidity controller

INTRODUCTION

SUP-PTU300 turbidity controller is for online monitoring of drinking water quality,widely used in on-line monitoring of turbidity in tap water,factory water, secondary water supply, membrane filtration water, swimming pools, surface water,etc.It has the characteristics of ultra-low turbidity detection limit, long-term maintenance-free and high accuracy measuring equipment,water-saving work and digital output.

FEATURES

1. Suitable for low turbidity conditions
2. Innovative integrated body,sophisticated structure design
3. Wall-mounted installation, easy and convenient
4. Third-generation laser light source technology,without external measurement probe
5. Less manual maintenance, fast detection



Parameter

SUP-PTU300 Turbidity controller

Ingress protection	IP54	**Sensor cable length**	2m
Measuring range	0-1NTU / 0-20NTU / 0-100NTU (optional)	**Accuracy**	±2% or ±0.015 NTU （Based on Formazin primary standard solution at 25° C）
Zero point drift	≤ ±0.015NTU	**Resolution ratio**	0.001NTU
Water inlet and outlet	Water inlet 6mm hose Outlet and sewage outlet 10mm hose	**Inlet flow**	50mL/min ~ 300mL/min

MDX500 Multi-parameter controller

INTRODUCTION

MDX500 Multi-parameter controller is a new generation drinking water quality monitoring equipment independently developed and manufactured by our company.This equipment can be widely used in urban or village waterworks, tap water pipeline network, tap water secondary water supply, user terminal, indoor swimming pool, large water purification equipment and direct drinking water and other water quality online monitoring.

FEATURES

1. Simultaneously monitoring multiple parameters such as turbidity, pH, temperature, etc.
2. High-precision measurement, long-term stable and accurate measurement on the order of 0.001~0.1NTU and 0.1~1NTU
3. With a self-protection device, can effectively avoid equipment damage caused by accidents and lightning strikes
4. Low operation and maintenance costs, support remote control functions such as automatic sewage discharge and remote adjustment
5. Strong environmental adaptability, optional temperature control heating antifreeze module, can run outdoors all year round in cold regions



APPLICATIONS


Urban pipeline network


Industrial water treatment


Swimming pool


Secondary water supply

Parameter

MDX500 Multi-parameter controller

parameter	Turbidity	Chlorine/ Chlorine Dioxide	pH /ORP (optional)	Temperature	Conductivity (optional)	Dissolved oxygen (optional)
Measuring range	0~1NTU 0~20NTU 0~100NTU 0~4000NTU	0~5mg/L 0~20mg/L	0~14pH ±2000mV（ORP）	0~50℃	0~2000uS/cm	0~20mg/L
Resolution	0~1NTU /0~20NTU /0~100NTU： 0.001NTU 0~4000NTU： 0.01NTU	0.01mg/L	0.01pH ±1mV（ORP）	0.1℃	/	/
Lower detection limit	0.02NTU/ 0.1NTU （0~4000NTU）	0.05mg/L	/	/	/	/
Lower detection limit	0.02NTU； 0.1NTU (0-4000NTU)	0.01mg/L	/	/	/	/
Zero point drift	≤ 1.5%	/	/	/	/	/
Indication stability	≤ 1.5%	/	/	/	/	/
Accuracy	2% or ±0.02NTU 2% or 0.1NTU （0~4000NTU）	±0.05mg/L or ±5% (DPD comparison error ±10%)	±0.1pH,±20mV (ORP) or ±2%	±0.5℃	±1.5%FS	±0.3mg/L
Repeatability	≤ 3%	/	±0.1pH, ±10mv (ORP)	≤ 0.5℃	≤ 0.5%FS	≤ ±1.5%
Response time	T ≤ 120s Measured value 0~90% of turbidity value	≤ 120s	≤ 60s	≤ 25s	≤ 30s	≤ 30s
Recommended maintenance period	3~12 months (depending on the water quality on site)	1~3 months or weekly calibration 3~6 months to replace consumables	1~3 months	12 months	3~6 months	1~3 months

Selection parameters

★ Indicates that the model has this parameter

	M1	M2	M3	M4	M5	M6
Turbidity	★	★	★	★	★	★
Residual chlorine	★	★	★	★	★	★
pH	★	★	★	★	★	★
Temperature					★	★
Conductivity				★	★	
Dissolved oxygen						★
Material	Plastic case	Stainless steel	Stainless steel	Stainless steel	Stainless steel	Stainless steel

Liquid Analysis

Sensor performance parameter

					
Performance parameters	**pH sensor**	**pH sensor**	**pH sensor**	**pH sensor**	**pH sensor**
Model	SUP-PH-5013A	SUP-PH-5015	SUP-PH-5018	SUP-PH-5019	SUP-PH-5022
Measuring range	0~14pH	0~14pH	0~14pH	0~14pH	0~14pH
(ORP) Zero electric potential (pH、TDS) Temperature compensation	NTC10K PT100 PT1000	NTC10K PT100 PT1000	NTC10K PT100 PT1000	10KΩ 2.252KΩ Pt100 Pt1000	Optional
Temperature range	0~80℃	0~130℃	0~100℃	0~80℃	0~135℃
Pressure resistance	≤ 0.3MPa	≤ 0.25MPa	≤ 0.4MPa	≤ 0.3MPa	≤ 1.0MPa
Thread	3/4NPT	PG13.5mm	PG13.5mm	3/4NPT	PG13.5mm
Body material	PTFE	Glass	Glass	ABS	Glass
Application	Heavy polluted water, strong acid and alkali working conditions	Mining and smelting, pulp and paper, wastewater treatment	Food and beverage, paper-making, minning and smelting	Waste water treatment and field sincluding, mining and smelting, emicalindustry	Industrial and public water, general water, wastewater processes
Cable length	5m standard (customizable)	5m standard (customizable)	5m standard (customizable)	5m standard (customizable)	5m standard (customizable)

Controller performance parameter

					
pH sensor	**pH sensor**	**ORP sensor**	**ORP sensor**	**EC sensor**	**EC sensor**
SUP-PH-7001	SUP-PH-7003	SUP-ORP-6041	SUP-ORP-6050	SUP-TDS-7001	SUP-TDS-7003
0~14pH	2~12pH	±1999mV	-2000~2000mV	0.01~20 / 0.1~200 1~2000μs/cm （optional）	0.1us/cm ~70ms/cm
Optional	NTC10K PT100 PT1000	245~270mV	245~270mV (Measured at 15~30℃) 256mV Calibration fluid	NTC10K PT100 PT1000 NTC2.252K	Optional
0~80℃	5~80℃	5~60℃	0~80℃	0~50℃	0~80℃
≤ 0.2MPa	≤ 0.6MPa	≤ 0.4MPa	≤ 0.6MPa	≤ 5bar (Electrode constant 0.01, 0.1) ≤ 7bar (Electrode constant 1.0)	≤ 0.3MPa
3/4NPT	3/4NPT	PG13.5mm	3/4NPT	3/4G, 3/4NPT(optional)	3/4G, 3/4NPT(optional)
PPS	PPS	Glass	PPS	304 SS, 316 SS	PPS, POM, Graphite
With suspended matter in solution, such as aquaculture, mining	Industrial processes, wastewater treatment, waste gas treatment	Industrial wastewater, acid-base neutralization and strong acid and alkali conditions	With suspended matter in solution, such as aquaculture, mining	Pure water, water treatment, tap water	Pure water, wastewater treatment, mariculture, semiconductor
5m standard (customizable)	5m standard (customizable)	5m standard (customizable)	5m standard (customizable)	5m standard (customizable)	5m standard (customizable)

Liquid Analysis

Digital sensor performance parameter

Performance parameters	 Digital pH sensor	 Digital pH sensor	 Digital EC sensor	 Digital EC sensor
Model	SUP-PH-8001	SUP-ORP-8001	SUP-TDS-8001	SUP-TDS-8002
Measuring range	(0.00~14.00)pH	±1000.0mV	Conductivity (0~9999)uS/cm, (10.00~70.00)mS/cm TDS(0~9999)ppm Salinity(0~40.00)ppt	(0~500)mS/cm
Temperature range	0~60℃	0~60℃	0~60℃	0~60℃
Accuracy	0.02pH /0.5℃	0.5℃ /0.2mV	±2.5%	1.5%FS

Digital sensor performance parameter

Performance parameters	 Optical DO sensor	 Optical DO sensor	 SS/TSS sensor	 Turbidity sensor
Model	SUP-DO-7018	SUP-DO-7019	SUP-PSS-9011	SUP-PTU-8011
Measuring range	Dissolved oxygen (0~20)mg/L or saturation(0~200%) Temperature(0~50)℃	Dissolved oxygen (0~20)mg/L or saturation(0~200%) Temperature(0~50)℃	(0.01~20000)mg/L (0.01~45000)mg/L (0.01~120000)mg/L	(0.01~4000)NTU
Temperature range	0~45℃ (no freezing)	0~45℃ (no freezing)	0~45℃ (no freezing)	0~45℃ (no freezing)
Accuracy	Dissolved oxygen: ±0.3 mg/L Temperature:±0.2℃	Dissolved oxygen: ±3% or ±0.3 mg/L Temperature:±0.5℃	Less than ±5% (depending on sludge homogeneity)	Less than ±2% of the measured value or ±0.1NTU

DC2000 Universal controller

INTRODUCTION

DC2000 universal controller is a general-purpose controller for water quality, suitable for use with various water quality series digital sensors of our company. It is used to monitor water quality parameters including pH, ORP, conductivity, dissolved oxygen, turbidity, sludge concentration and other water quality parameters. Through RS485 or current transmission output to the monitoring room for record keeping.

FEATURES

1. Universal, can match digital sensors such as pH/ORP/Conductivity/ Dissolved oxygen/Turbidity/MLSS
2. Isolated transmission output is adopted, which is less affected by interference
3. Using isolated RS485 communication technology

Back

Side



APPLICATIONS



Water and wastewater treatment



Dosage monitoring



Process agricultural water

Flow

- Electromagnetic flowmeter
- Turbine flowmeter
- Vortex flowmeter
- Gas mass flowmeter
- Ultrasonic flowmeter
- Variable area flowmeter

Flow

Flowmeter performance parameter

Performance parameters	 Electromagnetic flowmeter	 Electromagnetic flowmeter	 Remote type electromagnetic flowmeter	 Stainless steel body electromagnetic flowmeter
Model	FMC240	LDG-SUP	LDG-SUP	LDG-SUP
Medium	Conductive liquid (> 30μs/cm)	Conductive liquid (> 50μs/cm)	Conductive liquid (> 50μs/cm)	Conductive liquid (> 50μs/cm)
Nominal diameter	DN10~DN2000	DN15~DN1000	DN10~DN2000	DN10~DN250
Nominal pressure	0.6~1.6MPa	0.6~4.0MPa	0.6~1.6MPa (Ultra high pressure can be customized)	0.6~4.0MPa
Accuracy	±0.5%	±0.5%	±0.5%	±0.5%, ±1%
Range ratio	1:20	1:10	1:10	1:20
Body material	Carbon steel	Carbon steel	Carbon steel	Stainless steel
Operating temperature	Medium temperature: -10℃ ~+180℃ Ambient temperature: -20℃ ~+60℃	Medium temperature: -10℃ ~+120℃ Ambient temperature: -25℃ ~+60℃	Medium temperature: -10℃ ~+180℃ Ambient temperature: -20℃ ~+60℃	Medium temperature: -20℃ ~+150℃ Ambient temperature: -20℃ ~+60℃
Signal output	4~20mA/Pulse/ frequency	4~20mA/Pulse/ frequency	4~20mA/Pulse/ frequency	4~20mA/Pulse
Communication	RS485	RS485 / HART	RS485 / HART	RS485 / HART
Electrical connection	M20×1.5 Thread	M20×1.5 Thread	M20×1.5 Thread	M20×1.5 Thread
Ingress protection	IP65	IP65	IP68	IP65

Flow meter performance parameter

 Liquid turbine flow meter	 Vortex flowmeter	 Thermal gas mass flowmeter	 Wall-mounted ultrasonic flowmeter	 Variable area flowmeter
LWGY-SUP	LUGB-SUP	SUP-MF	SUP-1158S	LZ-SUP
Liquid	Gas, liquid, steam	Gas	Water, oil and other single medium liquids	Water, air
DN4-DN200	DN15~DN300	DN65~DN1000	Clamp-on: 50~1000mm	DN15~DN150
0.6~4.0MPa	1.0~2.5MPa	≤ 2.5MPa	-	4.0MPa / 1.6MPa
±0.5%, ±1%	±1.5%	±2.5%	±1.0%	±1.5% / ±1%
1:10	1:10	1:100	Customizable	10:1 / 20:1
Stainless steel	Stainless steel	Stainless steel	PVC/FRP	304 SS, 316(L) SS
Medium temperature: -20℃ ~+120℃ Ambient temperature: -20℃ ~+60℃	Medium temperature: -40℃ ~+300℃ Ambient temperature: -20℃ ~+55℃	Medium temperature: -40℃ ~+300℃ Ambient temperature: -20℃ ~+45℃	Medium temperature: -30℃ ~+80℃	Local type -40℃ ~120℃ Remote type -30℃ ~60℃
4~20mA / pulse	4~20mA / pulse	4~20mA / pulse	4~20mA / pulse	4~20mA(Analog)
RS485	RS485 / HART	RS485	RS485	4~20mA / RS485 / MODBUS
M20×1.5 Thread	M20×1.5 Thread	M20×1.5 Thread	-	M20×1.5 Thread
IP65	IP65	IP65	IP65	IP65

LDG-SUP Electromagnetic flowmeter

INTRODUCTION

LDG-SUP electromagnetic flow meter bases on the mature Faraday's law of electromagnetic induction. It is mainly used for volume measurement of conductive liquid flow in the closed pipeline. Including strong corrosive liquid, such as acid, alkali, salt, etc. The product is widely used in petroleum, chemical, metallurgical, textile, food, pharmaceutical, paper and other industries, as well as environmental protection, municipal administration, water conservancy construction and other fields.

FEATURES

1. Small pressure loss and high Accuracy
2. Strong adaptability and compatibility of various pipes
3. Stable and reliable, strong anti-interference
4. Good linearity of measure, high repeatability
5. Wide measuring range, complete series
6. No mechanical inertia, sensitive reaction parameters



Parameter

LDG-SUP Electromagnetic flowmeter

Accuracy	±0.5%	**Nominal pressure**	0.6~1.6MPa
Power supply	100~240VAC 50/60Hz 22VDC~26VDC	**Range ratio**	1:10
Operating temperature	Sensor: -10~120℃ converter: -10~55℃	**Medium**	>50us/cm
Flow direction	Bi-directional	**Output signal**	4~20mA (load resistance:0~750Ω), pulse / frequency
Communi-cation	RS485, HART	**Installation**	Flange/clamp

FMC240 Electromagnetic flowmeter

INTRODUCTION

FMC240 electromagnetic flowmeter is based on the working principle of Faraday's law of electromagnetic induction and is suitable for flow measurement in various working conditions. Both compact and remotetype can be operated remotely by infrared using a universal monitor, reducing operating costs. In the absence of good grounding conditions, the flow rate value remains stable, and it has a stronger lightning protection function.

FEATURES

1. Compatible operation interface can save the user debugging and learning time
2. IP65 ensures the stable operation of the machine and the safety of the user in harsh environments
3. Self-diagnosis technology quickly help users to analyze and solve problems
4. Special compact circuit design, adjustable excitation parameters and other product characteristics to ensure to meet the requirements of different working conditions



Parameter

FMC240 Electromagnetic flowmeter

Function	Real-time measurement of instantaneous flow, flow rate, mass flow (when density is constant, and flow accumulation)		
Nominal pressure	DN10 to DN250, PN <1.6MPa, DN300~DN1000, PN <1.0MPa; DN1200~DN2000, PN <0.6MPa Others be customized		
Lining material	Neoprene (CR), polyurethane rubber (UR), polytetrafluoroethylene PTFE (F4), polyperfluoroethylene propylene FEP (F46), Teflon (PFA)		
Electrode	316L SS, harbin alloy (HB and HC), titanium (Ti), tantalum (Ta), platinum and iridium allo		
Medium temperature	-10℃ ~+180℃	**Ambient temperature**	-20℃ ~+60℃

LWGY-SUP Liquid turbine flowmeter

INTRODUCTION

LWGY-SUP series liquid turbine flowmeter is velocity flow meter which has the advantages of high accuracy, good repeatability, simple structure, small pressure loss, and convenient maintenance. It is used to measure the volume flow rate of low-viscosity liquids in closed pipelines. It is widely used in chemical industry, metallurgy, water supply, papermaking and other industries.

FEATURES

1. Upgrade SMART transmitter,convenient and reliable, 11 units switchable
2. Imported measurement chip, stable quality
3. Compatible with various medium, stable and efficient
4. Precision machining, shock resistance
5. Flow control accurate



Clamp



Thread



Parameter

LWGY-SUP Liquid turbine flowmeter

Accuracy	0.5%FS, 1%FS	**Nominal diameter**	DN4~DN200
Dielectric viscosity	100~240VAC 50/60Hz 22VDC~26VDC	**Range ratio**	1:10
Atmospheric pressure	(86~106)KPa	**Power supply**	3.6V lithium battery, 12VDC, 24VDC
Medium temperature	(-20~+120)℃ (Stainless steel pipe)	**Environmental conditions**	Ambient temperature: (-20~ + 60)℃ , Relative humidity: 5%~90%
Operating temperature	<5×10~6 m²/s (>5×10~6 m²/s liquid, require solid liquid calibration)		

LUGB-SUP Vortex flowmeter

INTRODUCTION

LUGB-SUP vortex flowmeter has no moving mechanical parts, so it has high reliability, less maintenance, and long-term stability of instrument parameters. The vortex flowmeter adopts piezoelectric stress sensor, which has high reliability and can work in the working temperature range of -20~+250℃. It has analog standard signal and digital signal output. It is easy to be used with computer and other digital systems. It isa relatively advanced and ideal measuring instrument.

FEATURES

1. Compatible with many medium
2. Power supply optional
3. Display of parameters on the same screen
4. Integrated temperature and pressure compensation
5. Small-flow resection
6. Intelligent anti-interference



Parameter

LUGB-SUP Vortex flowmeter

Accuracy	±1%R(conventional), ±1.5%F.S; Insertion:±25%R, ±2.5%F.S		
Nominal pressure	Flange clamp (PN2.5MPa) flange connection (PN1.0~2.5MPa) depending on the caliber		
Nominal diameter	DN20~300 (Compact / Remote), DN300~1000 (Insert)	**Ingress protection**	IP65
Range ratio	1:10	**Output signal**	Square wave pulse: high level ≥ 6V, low level ≤ 1V; current: 4~20 mA
Output signal	Temperature-20℃ ~55℃ , relative humidity 5%~95% RH, atmospheric pressure 86~106KPa		

Pressure

- Pressure transmitter
- Digital display pressure transmitter
- High temperature pressure transmitter
- Digital pressure gauge
- Monocrystalline silicon pressure transmitter

Pressure

Pressure transmitter performance parameter

Performance parameters	 Pressure transmitter	 Digital display pressure transmitter	 High temperature pressure transmitter
Model	SUP-P300	SUP-PX300	SUP-P300G
Power supply	8~32VDC	12~36VDC	24VDC
Output signal	4~20mA, 1~5V,0~10V 0~20mA, 0~5V, RS485, etc.	4~20mA	4~20mA
Pressure range	-0.1~60MPa	-0.1~60MPa	-0.1~60MPa
Temperature compensation	-10~70℃	-10~70℃	-10~70℃
Storage temperature	-40~85℃	-40~125℃	-40~85℃
Medium temperature	-20~85℃	-20~85℃	0~200℃
Ingress protection	IP65	IP65	IP65
Pressure type	Gauge pressure, absolute pressure, sealed pressure	Gauge pressure, absolute pressure, sealed pressure	Gauge pressure, absolute pressure, sealed pressure
Accuracy	0.25%, 0.3%, 0.5% optional	0.3%, 0.5% optional	0.3%, 0.5% optional
Zero temperature drift	±0.03%F.S/℃	±0.03%F.S/℃	±0.03%F.S/℃
Sensitivity temperature drift	±0.03%F.S/℃	±0.03%F.S/℃	±0.03%F.S/℃
Overloading pressure	150%F.S	200%F.S	200%F.S
Process connections	Thread / sanitary / flange	Thread / sanitary / flange	Thread / sanitary / flange
Measuring medium	Oil, water, gas, etc.	Oil, water, gas, etc.	Oil, water, gas, etc.

Pressure transmitter performance parameter

 Digital pressure gauge	 Pressure transmitter	 Monocrystalline silicon pressure transmitter	 Monocrystalline silicon differential pressure transmitter
SUP-Y290	SUP-PX400	SUP-P3000	SUP-2051
3V battery powered	9~32V	24VDC	24VDC
-	4~20mA, 1~5V, 0~10V 0~20mA, 0~5V, RS485, etc.	4~20mA, 1~5V, 0~20mA, 0~5V, etc.	4~20mA, 1~5V, 0~20mA, 0~5V, etc.
-0.1~60MPa	-0.1~60MPa	-0.1~60MPa	-100KPa~3MPa
-10~70℃	-10~70℃	-10~70℃	-10~70℃
-40~125℃	-40~85℃	-50~85℃	-50~85℃
-20~85℃	-20~85℃	-40~100℃	-40~100℃
IP65	IP65	IP67	IP67
Gauge pressure, absolute pressure, sealed pressure	Gauge pressure, absolute pressure, sealed pressure	Gauge pressure, absolute pressure	Differential pressure
±0.5%	0.2%/ 0.25%/ 0.5% optional	0.075%F.S,±0.1%FS	0.075%F.S
±0.03%F.S/℃	±0.03%F.S/℃	±0.03%F.S/℃	±0.03%F.S/℃
±0.03%V/℃	±0.03%F.S/℃	±0.004%F.S/℃	±0.004%F.S/℃
< 40MPa 150%FS ≥ 40MPa 120%FS	0.035~10MPa 150%FS 10~60MPa 125%FS	200%F.S	200%F.S
Thread	Thread / sanitary / flange	Thread	Thread
Oil, water, gas, etc.	Oil, water, gas, etc.	Oil, water, gas, etc.	Oil, water, gas, etc.

SUP-P300 Pressure transmitter

INTRODUCTION

SUP-P300 adopts diffused silicon pressure sensor as the sensitive element, and the built-in processing circuit converts the millivolt signal of the sensor into standard voltage, current and frequency signal output, which can be directly connected with the computer, controller, and display instruments, etc. Remote signal transmission can be carried out. Product installation is convenient, with extremely high seismic and impact resistance.

FEATURES

1. Over-voltage and over-current protection circuit
2. Strong anti-overload and anti-shock resistance and anti-interference ability
3. Wide practicability, high stability and long service life
4. High protection level to meet a wide range of needs
5. The laser trimming resistance to give a temperature compensation, and make it be used in a wide range of temperature
6. Surge voltage prevention, reverse polarity protection



Parameter

SUP-P300 Pressure transmitter

Pressure range	-0.1~60MPa	**Output signal**	4~20mA, 1~5V, 0~10mA, 0~20mA, 0~5V, RS485
Accuracy	0.25% 0.3% 0.5%	**Frequency**	5kHz~650kHz
Working temperature	-20~85℃	**Temperature compensation**	-10~70℃
Medium temperature	-20~85℃	**Storage temperature**	-40~85℃
Pressure type	Gauge pressure, Absolute pressure, Seal pressure	**Ingress protection**	IP65

SUP-Y290 Digital pressure gauge

INTRODUCTION

SUP-Y290 Digital pressure gauge is a high accuracy intelligent digital pressure gauge. It has high accuracy pressure sensor, which can display the pressure accurately and real-time, and has the characteristics of high accuracy and good long-term stability. The digital pressure gauge is equipped with a large size LCD, with reset, backlight, can be easily operated and installed, unit switching, low voltage alarm and other functions, can easily operate and install.

FEATURES

1. High quality 304 SS gauge with resistance and durability
2. With a variety of measuring units, one key switch for more economical use
3. With temperature compensation, small temperature coefficient for more accurate measurement
4. With four-digit LCD display for accurate and intuitive readin
5. With maximum 1.5 times range overload and more peak recording function for more reliable use



Parameter

SUP-Y290 Digital pressure gauge

Accuracy	±0.5 %	**Peak record**	Yes (partial specification products)
Pressure range	-0.1~60MPa	**Sampling frequency**	3 times/s
Display screen	Four digits LCD display screen	**Backlight color**	White
Long-term stability	±0.2%F.S/year	**Overload capacity**	(0.035~10) MPa: 150%FS (10~60) MPa: 125%FS
Electro-magnetism compatibility	EMI resistant design, in line with EN61326	**Data memory**	Permanent EEPROM

Level

- Ultrasonic level transmitter
- Submersible level sensor
- Radar level meter



Level

Level transmitter performance parameter

Performance parameters			
	Ultrasonic level transmitter	**Ultrasonic level transmitter**	**Submersible level sensor**
Model	SUP-MP	SUP-ULS-B	SUP-P261
Range	0~15m	0~15m	0~200m
Accuracy	±0.5%F.S	±0.5%F.S	±0.5%F.S
Temperature drift	±0.01F.S/℃	≤ 0.01F.S/℃	≤ 0.03F.S/℃
Medium temperature	-20~70℃	-20~80℃	-10~65℃
Overload pressure	200%F.S	200%F.S	150%F.S
Power supply	14~28VDC	100~240 VAC,5W MAX, 50/60Hz 18-28 VDC	12~30VDC
Environment temperature	Converter-20~60℃ Probe-20~80℃	Converter-20~60℃ Probe-20~80℃	-20~65℃
Ingress protection	IP65	Converter:IP65,Sensor:IP68	Sensor:IP68 2088 Wiring:IP65
Output signal	4~20mA RL<500Ω (standard)	4~20mA Output precision: ±0.5%FS RL ≤ 500Ω	4~20mA, 1~5V, 0~10mA 0~20mA, 0~5V
Relay output	2 relays (5A/250VAC， 10A/240VDC)	2 relays	-
Communication	RS485(optional)	RS485	RS485(optional)
Process connection	Thread	Thread/flange	-

Level transmitter performance parameter

			
Submersible level sensor	**Submersible level sensor**	**Submersible level sensor**	**Submersible level sensor**
SUP-P260	SUP-P260-M2	SUP-P260-M3	SUP-P260-M4
0~200m	0m~0.5m...100m	0m~ 0.5m...300m	Level: (0~100)m Temperature: (0~50)℃
±0.5%F.S	±0.5%F.S	±0.5%F.S	Temperature: ±1.5%FS Level: ±0.5%FS
≤ 0.03F.S/℃	±0.05F.S/℃	±0.05F.S/℃	±0.05F.S/℃
-10~65℃	-30~65℃	-20~ 65℃	-20~ 65℃
150%F.S	≤ 200%FS	≤ 2 full scale	-
12~30VDC	12~30VDC	12~30VDC	12~30VDC
-20~65℃	-30~65℃	-20~ 65℃	-20~ 65℃
Sensor: IP68 2088 Wiring: IP65	IP68	IP68	IP68
4~20mA, 1~5V, 0~5V	4~20mA	4~20mA	RS485
-	-	-	-
RS485(optional)	RS485(optional)	RS485(optional)	RS485(optional)
-	-	-	-

Level

Level transmitter performance parameter

			
Performance parameters	**Radar level meter**	**Radar level meter**	**Radar level meter**
Model	SUP-RD701	SUP-RD902	SUP-RD902T
Range	0~30m	0~30m	0~20m
Accuracy	±10mm	±5~15mm	±3mm
Frequency	500MHz~1.8GHz	26GHz	26GHz
Medium temperature	-40~250℃	-40~250℃	-40~130℃(standard type) -40~250℃ (high tempeature type)
Power supply	24VDC/ Two-wire (24VDC/220VAC)/ Four-wire	24VDC / Two-wire 6~24VDC / Four-wire	24VDC / Two-wire (24VDC/220VAC)/ Four-wire
Environment temperature	-40~250℃	-20~80℃	-20~80℃
Ingress protection	IP67	IP67	IP67
Output signal	4~20mA	4-20mA/HART(2-wire/4-wire) RS485/Modbus	4~20mA/RS485/Modbus
Communication	RS485	RS485	RS485
Material	Aluminum / plastic	Aluminum/plastic/ stainless steel	Aluminum
Process connection	Thread / flange	Thread / flange	Thread / flange

Level transmitter performance parameter

			
Radar level meter	**Radar level meter**	**Radar level meter**	
SUP-RD903	SUP-RD908	SUP-WSR550	
0~70m	0~30m	1~60m	
±15mm	±3mm	0.1%F.S	
26GHz	26GHz	76~81GHz	
-40~250℃	-40~100℃	-40~150℃	
24VDC / Two-wire (24VDC/220VAC)/ Four-wire	24VDC / Two-wire 6~24VDC / Four-wire	15~28VDC / 220VAC	
-20~80℃	-40~70℃	-40~85℃	
IP67	IP67 / IP65	IP67	
4~20mA/RS485/Modbus	4~20mA/RS485/Modbus	4~20mA	
RS485	RS485	RS485	
Aluminum	Aluminum / plastic	-	
Universal flange	ThreadG1½"A/frame/flange	Thread / flange	

SUP-MP Ultrasonic level transmitter

INTRODUCTION

Many level measuring instruments, is a universal one characterized by total digitalized and humanized design. It has perfect level monitoring, data transmission and man-machine communication. The master chip is imported technical m single chip with relevant application specific ICs such as digital temperature compensation. It is featured by strong anti-interference performance; free setting of upper and lower limits and online output regulation, on-site indication.

FEATURES

1. Intelligent adjustment response
2. Intelligent double-line display
3. Intelligent adjustable range
4. Processing of special echo
5. All physical closed probe
6. Multipoint emission circuit



Parameter

SUP-MP Ultrasonic level transmitter

Measuring range	-0.1~60MPa	**Power supply**	14~28VDC
Accuracy	±0.5%F.S	**Material**	Engineering plastics
Temperature drift	±0.01F.S/℃	**Ambient temperature**	Converter:-20~60℃ Probe:-20~80℃
Signal output	4~20mA RL<500Ω (standard)	**Relay output**	2 relays (5A 250VAC, 10A 24VDC)
Overload pressure	200%F.S	**Ingress protection**	IP65

SUP-P260 Submersible level transmitter

INTRODUCTION

Piezoresistive effect of diffusion silicon to transform pressure into electrical signal. After temperature compensation and linear correction, it is converted to 4-20mA standard current signal and output. It is easy to install and measures accurately. It is widely used in liquid level measurement of various medium in petrochemical, metallurgy, power, pharmaceutical, water supply and drainage, environmental protection and other industries.

FEATURES

1. Easy installation, easy to use, strong interchangeability
2. Corrosion resistance, power supply is not required
3. Good sealing performance, high reliability, safe use
4. The high quality sensor with high sensitivity and fast response
5. Wide measurement range, free from the limit of height of storage tank
6. The anti blocking design can realize the measurement of the level of paste medium





Removable probe and corrosion-resistant diaphragm

Parameter

SUP-P260 Submersible level transmitter

Range	0~100m	**Accuracy**	0.3% / 0.5% optional
Signal output	4~20mA, 1~5V, 0~5V, RS485	**Sampling frequency**	3 times/s
Overload pressure	150%F.S	**Medium temperature**	-20~60℃
Long-term stability	±0.2%F.S/year	**Ingress protection**	IP68
Zero temperature drift	± 0.3% FS/10℃ (-10~70℃)	**Body material**	304 SS or 316L SS

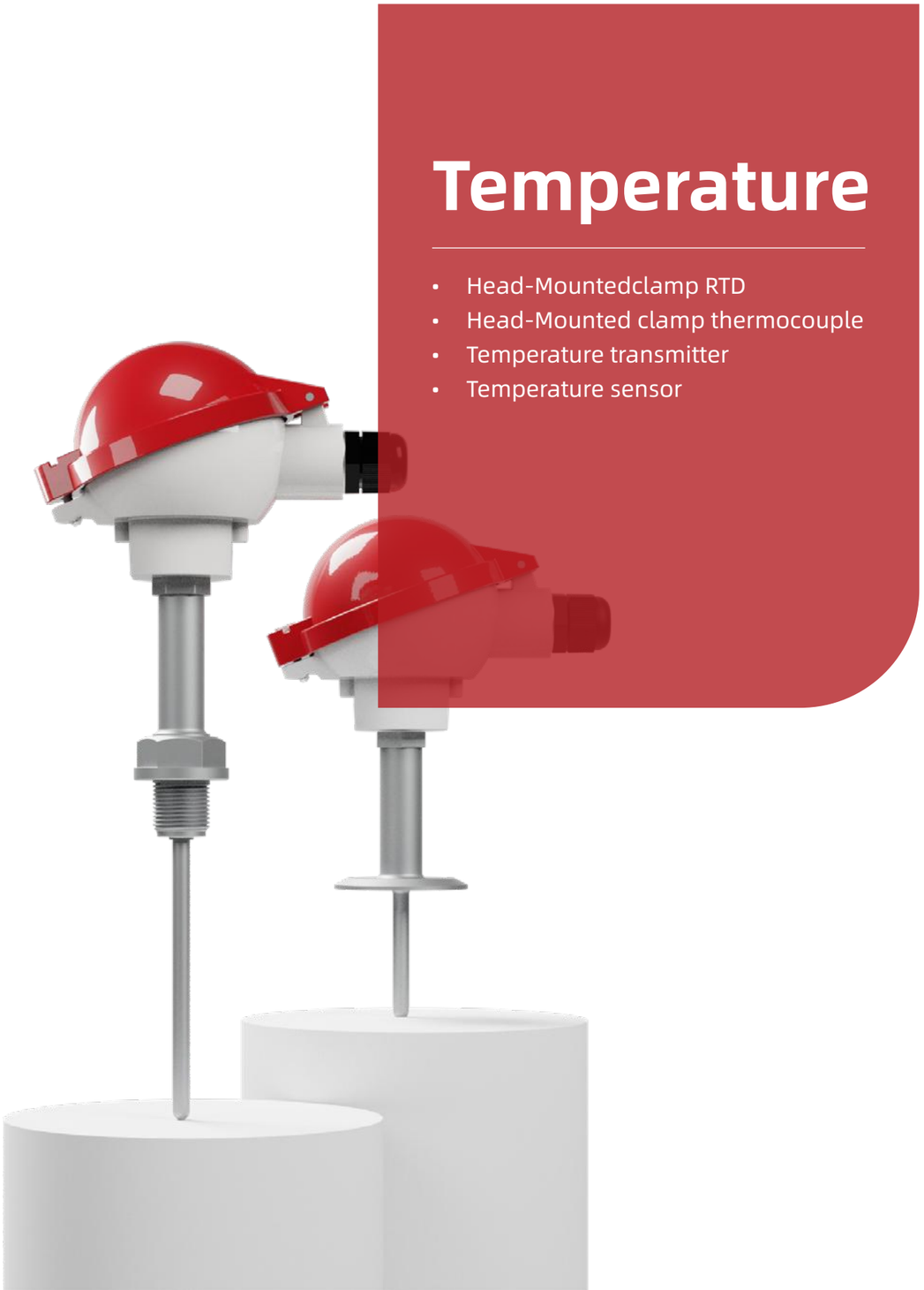

Temperature

- Head-Mountedclamp RTD
- Head-Mounted clamp thermocouple
- Temperature transmitter
- Temperature sensor

Temperature

Temperature performance parameter

Performance parameters	Head-Mounted clamp RTD	Head-Mounted RTD	Head-Mounted clamp thermocouple
			
Model	SUP-WZPK	SUP-WZPK	SUP-WRN
Range	-200℃ ~450℃	-200℃ ~450℃	0℃ ~1100℃
Signal type	Resistance signal	Resistance signal	Millivolt signal
Application	Applicable to a variety of conventional environments	Applicable to a variety of conventional environments	Used in tempurature measurement of boilers dry furnaces, the oven, etc.
Matching instrument	Temperature transmitter	Temperature transmitter	Temperature transmitter
Type of connections	Terminal box	Terminal box	Terminal box
Sensor type	Pt100, Pt1000, Cu50, Cu100	Pt100, Pt1000, Cu50, Cu100	B, N, E, J, K, R, S, T
Protective accessories	304 SS (other materials can be customized)	304 SS (other materials can be customized)	High temperature ceramic
Ingress protection	IP67	IP67	IP67
Optional	Insulating type	Insulating type	Insulating type
Process connection	Thread / flange / clamp / sleeve	Thread / flange / clamp/ sleeve	Thread / flange / clamp/ sleeve

Temperature

Temperature performance parameter

Performance parameters	 Temperature transmitter	 Temperature sensor	 Temperature sensor
Model	SUP-ST500	SUP-WZPK	SUP-WZPK
Range	-	-200℃ ~450℃	-200℃ ~450℃
Signal type	4~20mA, HART(optional)	Resistance signal	Resistance signal
Application	RTD:PT100, Cu50 TC: K, B, E, J, S, T, R, N, 0~4500Ω	Applicable to a variety of conventional environments	Usually used for temperature measurement of gas and liquid inside pipes and tanks
Matching instrument	Programmable	Support temperature control meter, PLC, inverter and other terminal secondary instruments	Support temperature control meter, PLC, inverter and other terminal secondary instruments
Type of connections	Wire	Terminal box	Terminal box
Sensor type	-	Pt100, Pt1000, Cu50, Cu100	Pt100, Pt1000, Cu50, Cu100
Protective accessories	-	304 SS (other materials can be customized)	304 SS (other materials can be customized)
Ingress protection	(Enhanced) shock resistance	IP68	IP68
Optional	-	-	-
Process connection	-	-	-



Recorder

Recorder performance parameter

Performance parameters				
	Paperless recorder	**Paperless recorder**	**Paperless recorder**	**Chart recorder**
Model	SUP-RN3000	SUP-R6000C	SUP-R6000F	SUP-R1200
Display	3.5-inch LCD	7.0-inch LED	7.0-inch LED	OLED
Display resolution	320*240	800*480	800*480	128*64
Input channel	1~18	1~48	1~36	1~8
Input signal	(4~20)mA, (0~20)mA, (0~10)mA, RTD:PT100, Cu50, (1~5)V, (0~10)V, (0~5)V, TC:K, B, E, J, S, T, R, N, (0~20)mV, (-20~20)mV, (0~100)mV, RS485	(4~20)mA, (0~20)mA, (0~10)mA, RTD: PT100, Cu50, (1~5)V, (0~10)V, (0~5)V, TC:K, B, S, E, J, T, R, N, F2 (0~20)mV, (-20~20)mV, (0~100)mV	(4~20)mA, (0~10)mA, RTD: PT100, Cu50, (1~5)V, (0~10)V, (0~5)V, TC:K, B, E, J, S, T, R, N, (0~20)mV, (0~100)mV	(4~20)mA, (0~10)mA, RTD: PT100, Cu50, (1~5)V, (0~10)V, (0~5)V, TC:K, B, E, J, S, T, R, N, (0~20)mV, (0~100)mV
Sampling interval	1s	1s	1s	0.6s
Record Interval (chart speed)	1s~60min	1s~4min	1s~60min	10~2000mm/h
Accuracy	0.2%F.S	0.2%F.S	0.2%F.S	0.2%F.S
Relay output	4	18	8	8
Analog output	1	18	4	2
Totalizer	√	√	√	-
Data transfer	USB	USB	USB	Print
Communication	RS485	RS232 / RS485	RS485	RS232 / RS485
Cutout dimension	92^{+1} ×92^{+1} mm	138^{+1} ×138^{+1} mm	138^{+1} ×138^{+1} mm	138^{+1} ×138^{+1} mm
Power supply	85~264VAC, 24VDC(optional)	85~264VAC,12~36VDC	176~264VAC,47~63Hz	100~240VAC,24VDC

SUP-RN3000 Paperless recorder

INTRODUCTION

SUP-RN3000 is an industrial paperless recorder equipped with 3.5-inch TFT LCD display,accept various types of current, voltage, thermocouple and thermal resistance and otherindustrial standard signals to realize monitoring, report, data communication, signaltransmission, flow accumulation, flow temperature and pressure compensation and otherfunctions. It can be used in various industries such as metallurgy, petroleum, chemicalindustry, building materials.

FEATURES

1. With flow calculation and temperature and pressure compensation
2. Up to 18 channels multi-function analog signal inputs
3. 5 parameter display methods (overview, tour display, digital display, bar graph, real-time curve graph)



Parameter

SUP-RN3000 paperless recorder

Display screen	3.5-inch TFT LCD display	**Record Interval**	1s-60min optional
Dimension	Overall dimension: 96 x96 x100 mm Panel cutout dimension: 92^{+1}x92^{+1}mm	**Storage time**	at least 18 days (based on record interval)
Communi-cation	RS485,baud rate 1200bps~115200bps optional	**Output**	4 alarm outputs and 1 power distribution output (optional)
Input signal	Voltage: (0~5)V, (1~5)V, (0~10)V, Current: (0~10)mA, (0~20)mA, (4~20)mA Thermocouple: B, E, J, K, S, T, N, R, WRe5-26, WRe3-25 Thermal resistance: Pt100, Cu50, Pt1000 (others can be customized)	**Ambient temperature**	Environmental temperature: (0~50)℃ Environmental humidity: (10-85) %RH (no condensation)

SUP-R6000C Paperless recorder

INTRODUCTION

S U P -R6000C Paperless recorder processes the data by high-performance microprocessor from various monitoring signals, which are necessary in industrial field, such as pressure, level , flow, temperature. The data will be and displayed in various forms on the crystal display screen.Meanwhile, the data is stored in inner memory chip inside the instrument so that the data can be directly queried, browsed and printed.

FEATURES

1. Up to 48 channels universal input, up to 18 channels relay output
2. Using high-speed,high-perfomance 32-bit ARM processor
3. 24channels data display on the same screen



Parameter

SUP-R6000C Paperless recorder

Dimension	184mmx154mmx156mm	**Power supply**	85~264VAC,12~36VDC
Communi-cation	RS485/RS232,ModBus	**Operating temperature**	-10~50℃
Power consumption	≤ 20W	**Operating humidity**	10~90% (No condensation)
Accuracy	±0.2%FS	**Internal memory capacity**	64M
Response time	≤ 0.3s	**Frequency**	50 / 60Hz

SUP-R1200 Chart recorder

INTRODUCTION

SUP-R1200 Chart recorder has up to 8 input channels, 2 analog outputs, the channels are isolated by points, can be directly selected to receive a variety of thermocouples, RTDs, pressure transmitters, voltage, current signals and printed on its own 120mm wide paper grid at the same time to record the scale value, time and every signal curve, and the channel number printed on the track of each channel next. Printing and recording function adopts imported fixed thermal head, no ink consumption, no pen position error, anti-vibration.

FEATURES

1. Rich information is presented simultaneously
2. Two types of display: set-channel and circular
3. Maximum 8 universal channels
4. Allowable Panel Thickness: 2~26 mm
5. With zero consumption of pens or ink
6. No errors caused by the pen’s position



Parameter

SUP-R1200 Chart recorder

DC current	0~10mA, 4~20mA, 4~20mAsq	**DC voltage**	0~20mV, 0~50mV, 0~100mV, 0~5V,1~5V, 1~5Vsq,0~10V
Record points	Maximum 8 Channels	**Paper feed speed**	10~2000mm/h
Communi-cation	RS485,baud rate 1200bps~115200bps optional	**Power supply**	220VAC/24VDC
Thermo-couple	S, B, K, T, E, J, R, N	**RTC**	PT100, Cu100, Cu50
Chart paper	Folding, valid chart format 104mm	**Warm-up time**	30 mins after power connection



Signal isolator

- Current / Voltage isolator
- Temperature isolator

Signal isolator

Isolator performance parameter

Performance parameters	 Current / Voltage isolator	 Temperature isolator	 Distribution isolator	 Current / Voltage isolator
Model	SUP-602S	SUP-603S	SUP-401Y	SUP-402Y
Input signal	0(4)~20mA, 0~10mA	RTD, TC, mV	4~20mA	4~20mA, 0~20mA, 1~5mA, 0~5V, 0~10V
Output signal	0(4)~20mA, 0~10mA, 0(1)~5V, 0~10V	4~20mA，0~10mA，0~20mA，1~5V，0~10V	4~20mA, 1~5V	4~20mA, 0~10mA 0~20mA, 1~5V, 0~10V
Power supply	18~32VDC	18~32VDC	20~30VDC	20~30VDC
Installation	35mm DIN-rail mounting			
Linearity	-	0.10%	-	-
Resolution ratio	-	0.1%PN	-	-
Accuracy	±0.1%F·S(25℃ ±2℃)	±0.2%F·S (25℃)	±0.1%F·S	±0.1%F·S
Insulation and voltage resistance	-	3kV/50Hz 1Min	≥ 100mΩ/500VDC	≥ 100mΩ/500VDC
Unbalanced voltage	-	＜ 10mV	-	-
Output temperature	≤ 40PPM/℃	≤ 40PPM/℃	-	-
Frequency bandwidth	20~5kHz	20~5kHz	-	-
Current consumption	＜ 5mA+output current		≤ 45mA(1input 1output), ≤ 58mA(1input 2output) ≤ 70mA(2input 2output)	
Loading capacity	Voltage：≥ 2mΩ	30 times nominal input	-	-
Response time	≤ 0.5s	≤ 0.5s	≤ 0.5s	≤ 0.5s
Operating temperature	-20℃ ~+60℃	-20℃ ~+60℃	-20℃ ~+60℃	-20℃ ~+60℃
Storage temperature	-40℃ ~+80℃	-40℃ ~+80℃	-40℃ ~+80℃	-40℃ ~+80℃

Customer reference



Global supply chain & service netwrok

Headquarter, China

Mail：info@supmea.com
Tel：86-15158063876
Add: 5th floor, Building 4,Singapore Hangzhou Science & Technology Park, Hangzhou Economic & Development Area, Hangzhou 310018, China

Science and Technology Park, China

Add: No.369, Kechuang Road, Tongxiang, China

Singapore Branch（Overseas Warehouse, Singapore）

SUPMEA INSTRUMENT PTE. LTD.
Mail: info@supmea.com
Add: 2 Venture Drive #11-30 Exchange Singapore

Overseas Warehouse, Malaysia

Add: No 3, Jalan Emas Jaya 1, Taman Industries Emas jaya Tongkang Pecah；Malaysia

Overseas Warehouse, Vietnam

Add: LK4-03 Doc Bun 1 Street, Van Khe, La Khe, Ha Dong, Hanoi

Overseas Warehouse, Philippines

Add: Block 11, Lot 27, Park Place, Pueblo De Oro, San Rafael, Sto Tomas City, Batangas, Philippines

Overseas Warehouse, Indonesia

Add: Jl. Rukan Rose Garden 5 No. 76, Grand Galaxy City, Jakasetia, Bekasi Selatan 17147, Jawa Barat, Indonesia

Overseas Warehouse, Korea

Add: Gongwon-ro, Gwangmyeong-si, 14348, Gyeonggi-do, Korea

Overseas Warehouse, South Africa

Add: Wild Fig Business Park - Entrance 1, Unit A, 1494 Cranberry St, Honeydew, Roodepoort, 2170；South Africa

Supmea Automation Co.,Ltd.

URL：www.supmeaauto.com
Tel：86-15158063876
Mail：info@supmea.com
Add：5th floor, Building 4, Singapore Hangzhou Science & Technology Park,
Hangzhou Economic & Development Area, Hangzhou 310018, China

PC0001-EN-24015